

Way to go!



Way to go! Years 3 – 6

Aims

Pupils will...

- have a positive attitude to cycling and would consider cycling as a viable method of moving around towns/urban areas
- investigate the ways people move around towns
- decide what people look for when choosing a form of transport
- discuss common misconceptions people have about cycling
- create a song/advert jingle encouraging people to cycle

Materials

- Whiteboard and marker pens
- Bike parts picture
- Worksheet: *How do we move around town?*
- Blank paper

An investigation


- Use questions below to elicit information about the pupils' own journeys.
- 'I travelled to your school by bike...how else could I have got here?' Elicit different modes of transport on the board.
- 'What do you consider/look for when choosing how to go somewhere?' (speed, comfort...)
- Give out the worksheet to be filled in by pupils in pairs or groups.
- Pupils should grade from 1 – 5, each form of transport for each category. 5 being the 'highest' grade and 1 being the lowest. Ask pupils to produce a total score for each form of transport.
- Do at least one example on the board with whole class.
- There are two worksheets provided. Choose the one that is appropriate for your school. Worksheet A is for schools in areas where children may go to school by train or tram and Worksheet B is for other schools.
- Visit each group listening to the discussions and correct any obvious misjudgements. The aim is for the bicycle to get one of the highest scores. Point out that bicycles generally win speed challenges in cities.
- Ask: 'If cycling gets such a high score and is a great form of transport, then why don't more people cycle?'
- List pupils' answers on board.
- Ask: 'What could we tell people to encourage them to consider cycling?'
- Write answers on the board to give pupils the language they will need for the final creative task.

Creative activity


- Pupils script an advert for TV/Radio encouraging cycling. It could be song or jingle.
- Or pupils create a poster for a magazine/billboard (including a slogan) encouraging people to cycle.
- Give out paper to each pair/group. If pupils have difficulty, use some of the examples.
- Give each group or individual the opportunity to present their work to the class.



How do we move around town?



	bus	bike	car	tram/train	walking
fun					
fast					
healthy					
good for the environment					
comfortable					
cheap					
total score					



How do we move around town?





bus



car

	bus	bike	car	walking
fun				
fast				
healthy				
good for the environment				
comfortable				
cheap				
total score				



Why don't more people cycle?

The cycling myth

It's dangerous!

It rains all the time!

It's too slow!

It's hard work!

The solution

Use cycle routes
Have some cycle training

Rains less than you would think
Wear protective clothing

Faster average speed than cars in town
Reliable timings and no traffic jams

Good exercise



Examples of possible rhymes

Bikes make you fit, so don't just sit
No need to hike, go ride your bike

Don't be mean
Keep your area clean
Riding each day
it's the fastest way

Don't walk, don't run
Ride a bike - it's more fun.
You can ride in the sun
You'll smile more and look less glum



Bikes are cheap, bikes are cheap
They have a horn, that goes beep beep
Be a human not a sheep
So send your car to the scrapheap

Why don't you try a bike for a while?
It's so much fun it'll make you smile.
No matter if it's sun or rain
It's cheap - no need for car nor train
So step right up and try a bike
It's a transport I'm sure you'll like

Healthy, fun and fast
You'll never ever be last
By riding a bike
You can go wherever you like

