



The humangoquick





Aims

Pupils will...

- have a positive attitude to cycling
- understand the materials making up a bicycle and their properties
- describe materials and understand the connection between materials and function
- read and answer a letter
- name parts of a bicycle

Materials

- Whiteboard and marker pens
- Alien picture
- Plain postcards
- Bicycles
- Alien's letter
- Worksheet: *Help the alien*
- *Bike parts* wordsearch diagram
- Paper

Introduction

- Show the class a picture of the alien. Ask the class to give it a name and decide where in space it is from.
- Tell the class you have a letter from the alien then read it to the class.

An investigation

- Divide the class into three or four groups (depending on the number of bicycles available in the class)
- Hand out the *Help the alien* worksheet and explain the tasks on it.
- Each group will have access to a bicycle.
- Pupils examine the bike and fill in the worksheet for the group.


A letter

- Pupils work in pairs to write a short reply to the alien to answer its questions about the materials the bike is made from. They describe those materials and how they work.
- Ask some of the pairs to read their postcards to the class.

Extra activity

- Pupils could fill in the names of different parts of the bike and find them in the wordsearch.





Dear Earthlings,

We have been watching your planet for some time now and have noticed that some of you travel on a machine with two wheels. You move this machine with your feet and steer with your hands.


This machine seems clean and helps you move quite quickly. People who use it seem to be healthy too. It is a brilliant machine.

We call your machine 'The humangoquick machine'.
What do you call it?

We want to build a machine like yours but our telescopes are not strong enough to see what it is made from. We would be grateful if you could have a look at one of your Humangoquick machines and write us a letter saying what it is made from.

We are looking forward to hearing from you soon young earthlings.


Love from,
A. Lien



Help the alien

	material 1	material 2	material 3
Bicycles are made from			
Draw a circle around the words that describe the material	hard soft bendy stiff shiny smooth rough sticky	hard soft bendy stiff shiny smooth rough sticky	hard soft bendy stiff shiny smooth rough sticky
Write the names of the bicycle parts made from the material.			

Here are some materials that might help you decide what bikes are made of: plastic, metal, jelly, wood, leather, rubber



Look for 10 words for bike parts in this wordsearch

G	O	C	Z	W	S	K	O	F	K
L	R	E	F	L	E	C	T	O	R
M	K	I	I	P	W	E	Y	M	O
O	V	V	P	B	H	C	R	U	F
S	A	D	D	L	E	Q	E	D	C
W	L	F	I	N	E	L	J	G	H
B	V	G	N	X	L	I	L	U	A
P	E	D	A	L	D	G	T	A	I
B	H	D	A	G	Z	H	D	R	N
B	R	A	K	E	P	T	E	D	Y



Bike parts

